

Pegasus Open

Men's Artistic Development Competition 2012

2004_05 Age Group: Final Scores at the end of Round 1

Competitor				Scores								2004 / 05 Apparatus Ranking with Tie Break					
No	Name	Club	YOB	Floor	Pommel	Rings	Vault	P Bars	Hi Bar	Total	Pos	FI	PH	Ri	Vt	PB	HB
17	Luca Marsella	Rugby	2004	12.900	11.700	11.750	12.350	12.000	10.400	71.100	1	1	3	5	2 =	5	1
14	Owen Sims	Dynamo	2004	12.400	11.800	12.200	12.500	11.700	10.100	70.700	2	3	1 =	2	1	6 =	2
11	Finlay Dunne	Bury	2004	12.300	11.800	12.500	11.900	10.800	9.500	68.800	3	5 =	1 =	1	10	17	5
10	Cody Trueman	B+H	2004	12.500	11.000	11.500	12.050	12.200	9.000	68.250	4	2	5 =	7 =	6 =	4	8 =
19	Matthew Price	Colchester	2004	12.350	10.600	11.850	12.300	11.700	9.300	68.100	5	4	7	4	5	6 =	6
6	Anton Adawale	Hawth	2004	12.300	8.900	11.950	11.950	12.400	9.700	67.200	6	5 =	14	3	9	2 =	4
18	Sam Newberry	Rugby	2004	12.200	11.000	11.200	12.350	11.200	9.000	66.950	7	8	5 =	11	2 =	14	8 =
7	Daniel Mock	Falcon	2004	12.050	11.500	11.250	12.350	10.600	9.100	66.850	8	10	4	9 =	2 =	18	7
15	Charlie Harvey-Lloyd	Pipers Vale	2005	11.750	9.400	11.500	11.300	11.700	10.000	65.650	9	11	12	7 =	19	6 =	3
9	Danny Lessacher	B+H	2004	11.400	10.000	11.250	12.050	12.400	8.000	65.100	10	14	8	9 =	6 =	2 =	16 =
8	Alfie Cullen	Olga	2004	11.100	9.900	10.500	12.000	12.600	8.300	64.400	11	16 =	9	14	8	1	12 =
5	William Sutton	Hawth	2004	11.600	9.700	10.750	11.800	11.700	8.300	63.850	12	13	10 =	13	12 =	6 =	12 =
12	Owen Hastings	Basingstoke	2004	11.700	8.700	11.550	11.650	11.100	8.000	62.700	13	12	16	6	17	15	16 =
16	Connor Cooke	Rugby	2004	12.300	9.000	10.000	11.800	11.000	8.500	62.600	14	5 =	13	17 =	12 =	16	10
2	Adam Bennet	Hawth	2004	12.100	8.300	9.800	11.800	11.400	8.200	61.600	15	9	18	20	12 =	13	14
3	Daniel Froud	Hawth	2004	10.800	8.800	10.000	11.600	11.700	8.400	61.300	16	20	15	17 =	18	6 =	11
1	Jake Betts	Hawth	2004	11.100	7.700	10.950	11.700	11.600	8.100	61.150	17	16 =	19	12	15 =	11 =	15
4	Chris Herridge	Hawth	2004	10.900	8.500	10.200	11.850	11.600	8.000	61.050	18	19	17	16	11	11 =	16 =
20	Robbie Nesbit	Baskervilles	2004	11.200	9.700	10.400	11.700	10.100	7.400	60.500	19	15	10 =	15	15 =	20	19
13	Oliver Buckley	Basingstoke	2004	11.000	4.000	9.850	11.250	10.300	5.100	51.500	20	18	20	19	20	20	20

2003 Age Group: Final Scores at the end of Round 1

Competitor				Scores								2003 Apparatus Ranking with Tie Break					
No	Name	Club	YOB	Floor	Pommel	Rings	Vault	P Bars	Hi Bar	Total	Pos	FI	PH	Ri	Vt	PB	HB
40	Zac Rands	Olga	2003	12.800	11.200	12.900	12.750	12.900	9.600	72.150	1	1 =	7	1	1	1	7
54	Isaac Frimston	Pegasus	2003	12.200	11.600	12.750	12.350	12.400	10.700	72.000	2	6	2 =	2	6 =	2	1
49	Clayton Bell	Rugby	2003	12.800	11.500	12.600	12.350	12.100	10.400	71.750	3	1 =	4	3	6 =	3 =	3
42	Kyle Kerr-Miller	Saphire	2003	12.700	11.700	11.200	12.200	11.400	10.100	69.300	4	3	1	14	13 =	10 =	5
47	Hal Ottley	Pipers Vale	2003	12.100	11.600	12.000	12.150	10.900	10.200	68.950	5	7	2 =	4	15 =	15	4
43	Lyle Harry	Dynamo	2003	12.500	11.400	11.950	12.250	11.100	9.700	68.900	6	4 =	5 =	5	11 =	12 =	6
51	Daniel Lisney	Colchester	2003	12.000	11.400	11.500	12.350	12.000	9.500	68.750	7	8	5 =	8	6 =	5	8
55	Declan Davies	Waveney	2003	11.600	10.500	11.600	12.650	11.700	10.500	68.550	8	11	12	6 =	2	7	2
37	Ibrahim Kanj	Falcon	2003	12.500	10.600	11.600	12.450	11.400	9.000	67.550	9	4 =	10 =	6 =	4	10 =	9
39	Mitch Gregory	Olga	2003	11.750	9.800	11.250	12.150	12.100	8.700	65.750	10	9 =	17	13	15 =	3 =	10
45	Sam Webster	Basingstoke	2003	11.750	10.800	11.150	12.350	11.000	8.200	65.250	11	9 =	8	15	6 =	14	13 =
48	Euan Lister	Pipers Vale	2003	11.350	10.000	11.450	12.350	11.600	8.300	65.050	12	17	15 =	9	6 =	8 =	12
50	Tyreese Williams	Colchester	2003	11.500	9.400	11.400	12.500	11.600	8.500	64.900	13	12 =	20	10	3	8 =	11
31	Michael Roach	Hawth	2003	10.800	10.600	10.850	11.500	11.900	8.200	63.850	14	21	10 =	16 =	21	6	13 =
41	Charlie Dearden	Bury	2003	11.050	10.700	11.350	12.050	9.800	8.100	63.050	15	18	9	11	18	17	15 =
52	Alex Weimar	Baskervilles	2003	10.500	10.100	11.300	11.900	11.100	7.900	62.800	16	22 =	14	12	19	12 =	19 =
53	Tom Coleborn	Jersey	2003	11.500	9.700	10.350	12.400	8.800	7.700	60.450	17	12 =	18	20	5	18	21
38	Ben Marcus Jones	Olga	2003	11.400	10.300	10.850	12.250	7.400	8.000	60.200	18	16	13	16 =	11 =	23	17 =
35	Josh Thurston	Huntingdon	2003	11.500	10.000	10.800	12.100	6.700	8.100	59.200	19	12 =	15 =	18	17	24	15 =
34	Ciaran Thompson	Hawth	2003	11.000	7.200	10.150	11.300	10.700	7.500	57.850	20	19 =	22	22	22	16	22
44	Joshua Kershaw	Basingstoke	2003	11.500	9.600	9.950	11.000	8.400	7.200	57.650	21	12 =	19	23	24	19	23
46	Harry Thomas	Basingstoke	2003	11.000	6.000	10.550	12.200	8.000	8.000	55.750	22	19 =	24 =	19	13 =	20	17 =
33	Zachary Creek	Hawth	2003	5.600	8.400	10.200	11.850	7.900	7.900	51.850	23	25	21	21	20	21	19 =
32	Christian Given	Hawth	2003	10.500	6.000	8.100	11.100	7.500	6.400	49.600	24	22 =	24 =	25	23	22	25
36	Matthew Toulson	Huntingdon	2003	10.000	6.400	8.300	10.850	6.300	6.600	48.450	25	24	23	24	25	25	24

Pegasus Open
Men's Artistic Development Competition 2012

2002 Age group: Final Scores at the end of Round 2

Competitor					Scores							
Gp	No	Name	Club	YOB	Floor	Pommel	Rings	Vault	P Bars	Hi Bar	Total	Pos
8 Floor	61	Jamie Dejong	Hawth	2002	10.900	9.200	12.400	12.550	12.600	10.000	67.650	10
	62	Louis Gibson	Hawth	2002	12.300	11.600	12.500	12.100	13.100	9.300	70.900	5
	63	Christian Norman	Huntingdon	2002	12.050	11.500	11.950	12.450	11.600	9.700	69.250	6 =
	65	Thomas Hardy	Bury	2002	12.600	11.800	13.150	12.600	12.000	9.800	71.950	4
	79	Peter Robinson	Basingstoke	2002	11.200	9.300	10.300	12.100	11.400	8.000	62.300	16
9 Pomm	67	Joe Suter	Waveney	2002	11.800	11.100	10.650	12.250	11.900	9.400	67.100	11
	68	Emilio Regini-Moran	Europa	2002	13.000	12.200	11.450	13.200	13.200	10.700	73.750	1
	69	Keaton Spry	Dynamo	2002	12.200	11.400	11.550	12.500	11.900	9.200	68.750	8
	70	Murray Tipple	Dynamo	2002	11.900	9.900	10.350	12.050	11.000	8.500	63.700	15
	71	Oliver Charters	Dynamo	2002	11.500	9.700	10.950	12.100	10.400	7.200	61.850	17
	72	Joseph Quinn	Rugby	2002	12.250	9.700	12.100	12.150	12.100	10.400	68.700	9
10 Rings	73	Luke Morrison	Pipers Vale	2002	12.800	11.200	12.400	12.850	12.400	10.400	72.050	3
	74	Kyle Kingsbury	Pipers Vale	2002	11.600	10.300	11.600	12.500	12.100	6.800	64.900	14
	75	Charlie Taylor	Baskervilles	2002	11.900	10.400	10.700	12.150	11.000	9.400	65.550	13
	76	Henry Brooker	Baskervilles	2002	12.200	10.500	11.500	12.350	11.200	8.100	65.850	12
	77	Oliver Wroe	Pegasus	2002	12.200	11.300	11.600	12.250	12.000	9.900	69.250	6 =
	78	Samuel Ghinn	Pegasus	2002	12.700	12.200	11.900	12.250	12.900	10.200	72.150	2

2000 / 01 Age Group: Final Scores at the end of Round 2

Competitor					Scores							
Gp	No	Name	Club	YOB	Floor	Pommel	Rings	Vault	P Bars	Hi Bar	Total	Pos
11 Vault	81	Marcus Jones	Hawth	2000	11.900	10.700	11.200	12.150	11.400	8.500	65.850	7
	83	Samuel Ryder	Wickers	2000	11.000	9.400	10.300	12.000	10.500	6.500	59.700	15
	84	James Sorrell	Pipers Vale	2001	12.250	11.100	11.850	0.000	10.500	8.800	54.500	20
	85	Denham De'Ath	Pipers Vale	2001	11.400	10.300	12.400	11.850	10.300	7.600	63.850	11
	86	Cameron Lister	Pipers Vale	2001	11.300	11.000	11.400	12.350	10.900	7.700	64.650	10
12 P Bars	87	Aaron Turner	Bury	2001	10.900	11.300	10.250	12.150	11.900	7.000	63.500	12
	88	Ben Russell	Bury	2000	10.450	7.700	10.250	12.100	4.200	0.000	44.700	21
	89	Jake Unsworth	Bury	2000	11.500	9.000	11.000	12.300	8.900	6.600	59.300	16
	90	Harrison Daly	Bury	2000	11.700	10.600	11.900	12.400	10.600	8.200	65.400	8
	91	Joseph Devine	Dynamo	2001	11.600	10.800	11.900	12.200	10.600	9.400	66.500	5
	92	Harry Hayes	Dynamo	2001	12.000	11.200	11.850	12.550	12.000	9.000	68.600	1
13 H Bar	93	Iain Foster	Basingstoke	2001	11.700	9.600	10.800	12.400	3.900	8.000	56.400	18
	94	Max O'Mara	Basingstoke	2001	12.300	11.000	11.400	12.150	11.300	7.900	66.050	6
	95	Harry Gracie	Huntingdon	2001	11.550	10.100	10.450	12.550	7.400	6.800	58.850	17
	96	Aiden Jolly	Huntingdon	2001	9.700	10.600	10.600	12.150	7.300	5.400	55.750	19
	97	Jake Jarman	Huntingdon	2001	11.800	10.700	12.800	12.350	11.900	9.000	68.550	2
	98	Jacob Tuck	Huntingdon	2001	10.600	10.300	11.000	12.300	10.700	7.200	62.100	14
14 Rest	100	Matthew Bull	Rugby	2001	11.200	10.800	10.900	12.450	11.000	9.000	65.350	9
	102	George Dobson	Colchester	2001	11.900	11.200	11.400	12.850	10.300	8.900	66.550	4
	103	Cameron Aird	Jersey	2000	11.400	11.600	12.150	12.500	11.500	8.600	67.750	3
	104	Judah Williams	Jersey	2000	11.700	9.500	11.100	12.300	9.500	8.300	62.400	13

Pegasus Men's Open Competition. 9th June 2012

Final Results: Boys Individual

Gymnast											Boys Apparatus Ranking with Tie Break											
No	Name	Club	YOB	Diff	Score	Diff	Score	Diff	Score	Diff	Score	Diff	Score	Diff	Score	PH	Ri	Vt	PB	HB	Overall	
117	Jamie Lewis	Woking	2000	4.7	12.050	4.6	11.250	2.6	11.650	4.6	13.950	4.0	13.200	3.6	12.400	3	1	2	1	2	74.500	1
143	Hayden Skinner	South Essex	2000	4.6	12.700	3.8	11.050	2.8	11.500	5.4	14.800	3.7	10.750	4.1	12.700	4	4	1	44	1	73.500	2
123	Jack Chamberlain	Bury	2000	4.1	12.900	3.3	9.090	3.6	11.950	4.0	13.600	3.9	12.100	2.4	11.600	6	28	3	4	16	70.800	3
148	Patrick Murphy	Huntingdon	2000	3.5	12.800	3.3	11.950	2.0	10.550	3.0	12.400	3.2	11.700	1.9	11.150	7	1	32	30	28	70.550	4
141	Dean Collins	Pipers Vale	2000	4.6	12.750	3.1	10.100	2.5	11.450	3.8	12.750	3.5	12.400	2.4	10.800	11	9	5	16	7	70.250	5
115	Adam Tobin	Falcon	2001	4.3	12.800	2.5	9.350	2.4	10.000	4.6	13.850	3.7	12.600	2.2	11.550	9	25	42	3	4	69.000	6
150	Euan Cox	Pegasus	2001	3.9	12.550	3.0	11.250	2.9	11.400	4.0	13.000	3.5	12.500	1.7	9.100	17	2	6	10	5	68.800	7
131	Harry Harrod	Hawth	2001	4.0	13.050	2.3	9.900	2.2	11.300	4.0	12.950	3.1	11.800	1.9	10.400	2	11	7	12	25	68.400	8
137	Mohammed Serry	Tolworth	2000	4.6	12.050	3.0	9.850	2.8	11.550	3.0	12.000	3.3	12.300	2.0	10.950	36	13	2	40	9	68.700	9
157	Victor Mesquita	Qualivida	2000	3.9	12.900	2.6	8.850	2.2	10.950	3.0	12.600	3.2	12.200	2.0	11.100	5	31	19	20	10	68.600	10
135	Morgan Jones	Tolworth	2000	3.7	12.700	2.4	9.750	2.0	10.900	4.0	12.650	2.9	12.150	2.0	10.350	12	14	21	19	11	68.500	11
120	Jonny Mitchell	Woking	2000	3.9	12.250	2.3	9.550	2.3	10.950	3.8	13.200	3.2	11.800	2.0	10.500	30	20	20	6	23	68.250	12
125	Joshua Lincoln	Bury	2000	4.0	12.800	2.3	8.250	2.1	10.700	4.0	13.100	3.3	12.100	2.4	10.900	8	37	31	8	14	67.850	13
116	Caleb Stephenson	Heathrow	2001	4.1	12.300	2.8	10.300	2.8	11.200	3.8	11.850	3.2	11.400	2.4	10.650	27	6	10	46	34	67.700	14
151	Reece Shephard	Pegasus	2001	3.9	11.300	3.0	10.250	2.3	11.300	4.0	13.000	3.5	12.100	1.6	9.600	44	7	8	10	15	67.550	15
155	Lucas DaSilva	Qualivida	2001	4.1	12.450	2.8	7.700	2.4	10.400	3.8	12.900	3.5	12.700	2.3	11.100	21	40	35	14	2	67.250	16
118	Lorenzo Carrozzo	Woking	2000	3.7	12.000	2.3	10.550	2.4	10.950	3.8	11.400	3.3	11.950	2.0	10.050	38	5	17	48	21	66.900	17
158	Leonardo Francisco	Qualivida	2000	4.1	11.300	1.9	8.300	2.4	10.800	3.0	12.600	3.6	12.400	2.3	11.500	45	36	28	20	8	66.900	17
142	Callum Barber	Pipers Vale	2000	3.8	12.100	3.0	9.500	2.1	11.150	3.0	12.700	3.3	11.300	1.8	10.000	33	22	11	17	36	66.750	19
146	Charlie Hutchinson	Huntingdon	2000	3.7	11.150	2.4	9.600	1.9	10.250	3.8	13.000	3.1	11.950	1.9	10.550	46	19	39	9	19	66.500	20
129	Archie Baker	Hawth	2000	3.6	12.450	2.3	8.550	2.2	10.800	3.8	12.900	3.2	12.100	1.8	9.050	20	35	27	14	13	65.850	21
159	Alexander Weeks	Baskerville	2000	4.1	12.450	2.7	8.950	2.3	9.800	4.0	12.900	3.6	11.600	1.9	10.050	21	30	46	13	29	65.750	22
156	Wesley DeOliveira	Qualivida	2000	3.9	13.050	1.8	8.800	2.2	10.750	3.0	11.900	3.3	11.800	2.0	8.850	1	32	30	45	24	65.50	23
122	Alex Lomax	Bury	2000	3.7	12.600	2.6	7.600	1.5	9.750	4.0	13.300	3.2	11.500	2.0	10.400	15	41	47	5	32	65.150	23
111	Rafe Brooks	Brighton & Hove	2000	3.7	11.500	3.4	9.700	2.4	10.850	3.8	13.100	3.2	11.500	1.6	8.400	42	16	24	7	31	65.050	25
124	Sam Bowden	Bury	2000	3.4	12.150	3.0	9.500	2.0	10.900	3.0	12.450	3.4	10.900	1.8	9.150	32	22	21	26	43	65.050	25
149	Thomas Jones	Rugby	2001	3.5	11.750	1.3	9.150	2.0	9.800	3.0	12.000	3.5	12.150	2.0	9.900	40	26	45	40	12	64.750	27
147	Owen Harrison	Huntingdon	2001	3.6	12.500	1.9	8.050	2.0	10.800	3.0	12.000	3.4	11.000	1.9	10.400	18	39	25	40	42	64.750	27
144	Douglas Turnbull	South Essex	2001	4.3	12.300	2.4	10.100	2.6	11.150	3.8	12.550	3.5	11.500	2.2	7.100	28	8	12	23	33	64.700	29
136	Matthew McClymont	Tolworth	2001	3.6	12.350	3.0	9.650	1.8	11.050	3.0	12.350	3.0	11.700	1.5	7.450	24	17	14	32	27	64.350	30
152	Finlay Lincoln	Pegasus	2001	3.8	12.100	3.0	9.650	2.1	10.350	3.0	11.500	3.2	11.950	1.5	7.450	33	17	37	47	20	63.000	31
119	Leon McHugh	Woking	2000	3.9	10.800	2.3	9.950	2.1	10.550	3.0	12.450	2.5	9.400	2.0	9.800	48	10	33	26	48	62.950	32
112	Danny Ross - Horton	Brighton & Hove	2002	3.7	12.250	2.3	9.400	2.0	10.850	3.0	12.200	3.3	12.600	1.3	5.200	29	24	23	37	3	62.500	33
132	Chamat Sari	Basingstoke	2001	3.9	12.450	2.4	6.150	1.8	9.800	3.0	12.650	3.4	11.200	2.0	10.150	19	44	44	18	38	62.400	34
126	Jack Heljas	Dynamo	2001	3.6	12.350	2.3	8.650	2.0	10.950	3.0	12.450	2.9	12.050	1.6	5.350	24	34	18	26	17	61.800	35
145	Harry O'Driscoll	Huntingdon	2000	3.8	12.600	1.3	9.850	2.0	9.850	3.8	11.950	3.1	12.400	1.8	4.700	16	12	43	43	6	61.350	36
127	Louis Brunen	Dynamo	2001	3.6	12.900	2.3	9.550	2.0	10.800	3.0	12.400	2.9	10.700	1.6	4.900	4	20	25	30	45	61.250	37
128	Patrick Smith	Hawth	2000	3.4	10.800	2.3	9.100	2.2	10.150	3.0	12.250	2.8	11.150	1.7	7.650	47	27	41	36	39	61.100	38
134	Tom Herbert	Tolworth	2001	3.7	12.300	2.9	9.700	1.9	11.100	3.0	12.600	3.2	12.000	0.8	3.350	26	15	13	20	18	61.050	39
121	James Miller	Woking Ind	2001	3.5	12.200	1.3	8.700	1.8	10.200	3.0	12.500	2.0	11.050	1.3	5.150	31	33	40	24	41	59.800	40
130	Tom Killick	Hawth	2001	3.5	12.750	2.3	6.400	1.9	11.200	3.0	12.300	2.9	11.800	1.3	5.100	10	43	9	35	22	59.550	41
114	Bill McCullough	Brighton & Hove	2002	3.6	11.700	2.3	9.000	2.0	10.300	3.0	12.200	2.9	11.100	1.3	4.500	43	29	38	37	40	58.450	42
139	Ben Timmins	Tolworth Ind	2001	2.7	11.700	2.4	7.350	1.8	11.000	3.0	12.350	3.1	10.700	1.2	2.500	41	42	15	32	46	55.600	43
113	Karl Hibberd	Brighton & Hove	2001	3.4	11.850	1.7	2.100	1.8	10.750	3.0	12.350	2.7	11.700	1.3	4.650	39	48	29	32	26	53.400	44
138	Jack Westley	Tolworth Ind	2001	3.5	12.400	1.3	3.150	1.8	10.950	3.0	12.150	2.9	11.300	1.2	2.400	23	46	16	39	35	52.350	45
153	Lucas Thomson	West Lothian	2001	3.7	12.050	1.8	8.200	2.0	10.350	3.8	11.950	2.3	9.450	2.2	2.400	35	38	36	43	47	52.000	46
154	Alex Cowan	West Lothian	2001	3.9	12.700	1.7	4.900	1.9	10.400	3.8	12.450	2.3	11.200	2.3	9.450	12	5	34	29	37	51.650	47
133	Issa Kalfon	Basingstoke	2001	3.9	13.000	1.1	2.850	1.2	6.100	3.0	12.500	2.9	11.550	1.6	5.050	3	47	48	24	30	51.050	48

Pegasus Men's Open Competition, 9th June 2012

Final Results: Intermediate Individual







Gymnast		No	Name	Club	YOB	Diff	Score	■	🏹	🏸	🏊	🏋	🏍	🏎	🏏	🏐	🏑	🏒	🏓	🏔	Boys Apparatus Ranking with Tie Break								
																					FI	PH	RI	Vt	PB	HB			
171	Giairni Regini-Moran	1998	5.0	14.100	3.4	10.450	4.1	12.450	6.2	15.500	4.7	13.800	4.1	12.700	79.000	1						1	1	2					
166	Tom Nicolaou	1998	4.8	13.300	4.2	11.350	4.6	12.000	5.4	14.750	4.6	12.750	4.3	12.750	77.900	2							2	3	1				
164	Callum Sims	1999	4.1	13.300	3.4	11.950	3.5	12.000	4.6	13.500	4.0	12.500	3.1	10.900	74.150	3							3	5	7	8			
212	Joe Cemlyn-Jones	1999	4.1	12.800	3.6	11.300	3.7	11.900	4.6	13.700	3.7	13.100	3.3	11.100	73.900	4							4	4	2	7			
161	Daniel Lee	1998	4.3	12.400	3.0	11.350	3.1	11.750	4.6	13.900	4.0	11.600	3.9	12.100	73.100	5							5	3	12	3			
173	Tony Duchars	1998	4.0	12.800	4.6	13.000	2.7	10.000	3.8	12.650	3.9	12.650	2.7	11.500	72.600	6							6	1	14	5	5		
163	Sam Morey	1999	4.4	13.000	4.0	11.800	2.6	11.300	4.6	12.650	3.1	12.100	1.9	10.350	71.200	7							7	4	6	13	10	10	
211	Ryan Owen	1998	4.0	12.800	3.3	10.950	2.8	10.700	3.8	13.000	3.8	12.650	2.5	10.850	70.950	8							8	7	9	6	9		
174	Benji Eyre	1998	3.9	12.800	2.9	10.100	2.4	10.250	3.8	13.050	3.5	12.700	2.9	11.500	70.400	9							9	6	11	12	8	4	6
170	Tobias Brewer	1998	4.2	12.900	4.4	12.350	2.9	10.650	4.0	13.150	3.6	11.000	2.5	9.950	70.000	10							10	7	1	14	14	5	5
169	Owen Print	1999	4.0	12.350	2.9	8.600	2.2	9.650	3.8	12.050	3.2	11.150	2.3	8.650	62.450	11							11	16	13	15	18	16	12
162	Connor Ratek	1998	3.6	12.400	3.0	10.450	1.7	6.600	4.6	12.900	3.0	11.450	1.8	8.300	62.100	12							12	11	9	18	11	13	13
213	Byron Day Rogers	1999	3.9	10.700	2.1	2.650	3.1	10.600	3.8	12.950	3.4	11.200	3.2	11.600	59.700	13							13	19	17	10	10	15	4
165	Ryan Hoggood	1998	4.3	12.350	2.3	3.450	2.2	10.000	4.6	12.300	3.2	10.300	3.3	8.300	56.700	14							14	15	16	13	17	18	14
176	James Cook	1999	3.7	11.900	1.6	4.700	2.2	10.350	3.8	12.500	3.3	12.100	1.5	4.250	55.800	15							15	17	14	11	16	9	16
175	Joe Brown	1999	3.9	12.600	2.2	9.900	2.0	10.650	3.0	12.000	2.7	6.450	1.5	3.900	55.500	16							16	10	12	8	19	19	17
167	Octavio Mendes	1999	3.6	10.950	1.5	1.900	1.7	9.500	3.0	12.800	2.8	11.650	1.6	6.200	53.000	17							17	18	18	16	12	11	15
172	Toby McCarthy	1999	3.8	12.350	1.6	4.600	1.9	5.700	3.8	13.200	3.1	12.350	1.3	1.300	49.500	18							18	14	15	19	6	8	18
168	Joseph McMorrow	1999	3.6	12.400			2.0	7.800	3.0	12.600	3.0	11.350			44.150	19							19	11	=	17	15	14	

Boys Team Scores







Team	■	🏹	🏸	🏊	🏋	🏍	🏎	🏏	🏐	🏑	🏒	🏓	🏔	🏕	TOTAL	Pos
Woking	36.300	31.750	33.550	39.600	36.950	32.950	211.100	1								
Bury	38.300	26.800	33.150	40.000	35.700	32.900	206.850	2								
Huntingdon	37.900	31.400	31.600	37.400	36.050	32.100	206.450	3								
Qualivda	38.400	25.950	32.500	38.100	37.300	33.700	205.950	4								
Tolworth	37.350	29.300	33.700	37.600	36.450	28.750	203.150	5								
Pegasus	35.950	31.150	33.050	37.500	36.550	26.150	200.350	6								
Hawth	38.250	27.550	33.300	38.150	35.700	27.100	200.050	7								
Brighton & Hove	35.600	28.100	32.450	37.650	35.800	18.250	187.850	8								
Pipers Vale	24.850	19.600	22.600	25.450	23.700	20.800	137.000	9								

Pegasus Men's Open Competition, 9th June 2012

Final Results: Open

Gymnast								Overall		Apparatus Ranking after count back						
No	Name	Club	Diff	Score	Diff	Score	Diff	Score	Total	Pos	FI	PH	Ri	Vt	PB	HB
181	Ross Soutar	Beacon Boys	4.7	12.250	3.0	11.650	3.8	11.200	4.6	14.050	3.8	12.350	1.7	10.200	1	1
182	Tim Gates	Hawth	4.6	12.400	2.3	7.900	2.3	7.050	4.6	13.500	3.7	12.400	2.8	9.850	2	2
183	Joshua Bird	Hawth	3.7	11.950	0.0		0.0		4.6	13.550	3.1	11.200	0.0		2	3

Final Results: Junior

Gymnast								Overall		Apparatus Ranking after count back						
No	Name	Club	Diff	Score	Diff	Score	Diff	Score	Total	Pos	FI	PH	Ri	Vt	PB	HB
193	Courtney Tulloch	Pegasus	5.0	13.300	4.7	13.500	5.7	14.900	5.8	15.200	5.0	14.000	4.5	13.250	1	2
194	James Hall	Pegasus	5.1	14.150	5.4	13.950	4.7	13.250	5.4	14.300	4.6	12.250	4.5	13.850	4	7
196	Harry Carter	Woking	5.1	13.500	4.7	13.300	4.9	13.350	6.6	15.400	4.5	13.550	3.8	11.850	2	5
198	Bradley McBride	Woking	3.7	12.450	4.6	12.550	4.5	12.800	3.8	13.550	4.2	13.100	4.0	12.050	6	4
197	Tom Delina	Woking	4.3	13.050	5.1	12.200	4.7	12.250	5.4	14.800	4.3	12.450	3.5	10.850	5	7
192	James Griffin	West Lothian	3.9	12.700	3.1	10.100	2.4	11.100	4.6	13.750	3.6	12.550	2.3	11.150	6	6
191	Grant Millar	West Lothian	0.0		3.7	11.100	3.1	9.500	0.0		4.2	12.250	3.8	12.200	7	7
195	Gabriel Hannah	Pipers Vale	5.1	13.950	0.0		3.7	10.800	3.8	11.350	0.0		0.0		8	3

Final Results: Youth

Gymnast								Overall		Apparatus Ranking after count back						
No	Name	Club	Diff	Score	Diff	Score	Diff	Score	Total	Pos	FI	PH	Ri	Vt	PB	HB
218	Charlie Howard	Dynamo	4.6	14.000	4.4	12.900	4.6	13.100	4.6	13.900	4.4	13.500	4.2	11.750	1	1
222	Miki Chu	Woking	4.3	12.150	4.4	9.550	2.8	11.300	5.4	14.600	4.2	12.800	2.5	11.450	2	3
219	Adam Steele	Pipers Vale	4.3	12.900	3.7	9.500	3.4	11.500	5.0	14.350	4.4	13.100	4.0	10.150	3	7
224	Harry Wall	Baskerville	3.9	12.500	3.8	11.100	2.2	10.700	4.2	13.250	3.4	11.900	2.1	9.350	4	8
220	George Harrow	Pipers Vale	4.2	12.900	3.1	9.100	2.3	10.550	3.8	12.300	3.0	11.500	2.1	10.700	5	9
216	Stephen Tonge	West Lothian	3.4	12.050	3.7	8.750	2.5	10.650	4.0	11.900	3.0	11.800	2.3	11.550	6	4
225	Jake Morris	Baskerville	3.7	10.150	3.4	9.000	3.8	10.650	4.0	13.300	3.8	11.400	1.8	10.250	7	6
223	Sean Madigan	Baskerville	3.8	9.500	3.5	12.000	2.3	10.000	3.4	11.600	3.5	10.000	1.6	7.850	8	9
215	Henry Mantel	Basingstoke	3.4	11.650	3.4	8.700	3.0	10.300	3.8	12.700	3.2	10.900	0.0		9	11
217	Callum Lellott	B+H	3.9	12.600	3.8	11.750	0.0		3.8	12.850	3.3	12.300	0.0		10	4
214	Cameron Jones	Basingstoke	4.6	13.150	3.3	7.850	0.0		4.6	13.800	3.5	12.100	0.0		11	5
221	Geoff Bethell	Pipers Vale	0.0		2.9	9.450	2.6	11.150	0.0		2.9	11.700	2.6	10.550	12	8

Pegasus Open WA Competition, 9th June 2012

Pegasus Open: Final Positions for Regional Challenge

Gymnast		IT 1	IT 2	IT	IT	IT	IT	IT	SV Score	Final	SV Score	SV Score	SV Score	SV Score	SV Score	Overall	
No	Name	Club	Age	SV	Score	SV	Score	SV	Score	SV	Score	SV	Score	SV	Score	Total	Jun
51	Claudia Chmielowska	Berkhamsted	Jun	4.6	13.000	4.6	12.700	13.000	2.8	9.950	4.9	11.650	4.6	11.000	45.600	1	
55	Emily Bowyer	Colchester	Jun	4.0	11.400	4.0	11.700	11.700	2.2	9.300	4.4	11.950	3.5	11.350	44.300	2	
52	Chloe Billingham	Horsham	Jun	3.2	11.700	3.2	11.400	11.700	1.3	9.200	2.9	10.350	3.3	11.000	42.250	3	
53	Hattie Molloy	Pegasus	Jun	3.0	11.400	3.0	11.300	11.400	1.5	8.350	4.1	11.950	3.3	10.100	41.800	4	
54	Harnet Dav	Pegasus	Jun	4.2	12.750	4.2	12.950	12.950	0.9	4.450	3.5	8.700	3.2	10.600	36.700	5	

Apparatus Ranking after count back		Vt	Ba	Be	Fi
1	1	3	3	3	3
4	2	2	2	2	1
3	3	4	4	4	2
5	4	1	5	5	4
2	5	5	5	4	4

Pegasus Open: Final Positions for FIG

Gymnast		IT 1	IT 2	IT	IT	IT	IT	IT	SV Score	Final	SV Score	SV Score	SV Score	SV Score	Overall			
No	Name	Club	Age	SV	Score	SV	Score	SV	Score	SV	Score	SV	Score	SV	Score	Total	Jun	Sen
62	Iona Theobald	Horsham	Jun	/	/	4.4	13.600	13.600	3.8	9.600	4.9	11.750	4.4	12.550	47.500	1		
61	Eleanor Van Dongan	Horsham	Jun	/	/	4.4	12.550	12.550	4.1	11.500	4.2	11.300	4.8	11.850	47.200	2		
64	Eleanor Clifford	Colchester	Jun	/	/	4.4	13.000	13.000	2.8	9.800	4.8	11.700	4.8	11.000	45.500	3		
63	Amy Middleton	Horsham	Sen	/	/	5.0	13.500	13.500	4.6	12.000	4.7	11.850	4.4	11.700	49.050		1	

Apparatus Ranking after count back		Vt	Ba	Be	Fi
1	4	2	1	1	1
4	2	4	4	2	2
3	3	3	3	3	4
2	1	1	1	1	3

Pegasus Open: Final Positions for Level 2 In Age

Gymnast		1	2	SV Score	SV Score	SV Score	SV Score	SV Score	SV Score	Overall						
No	Name	Club	Age	SV	Score	SV	Score	SV	Score	Total	Pos					
71	Fairrah Daines	Waverley	2001	4.0	12.450	4.0	12.300	12.375	2.2	9.900	2.8	11.050	3.5	11.750	45.075	1

Apparatus ranking		Vt	Ba	Be	Fi
1	1	2			1

Pegasus Open: Final Positions for Level 2

Gymnast		IT 1	IT 2	IT	IT	IT	IT	IT	SV Score	Final	SV Score	SV Score	SV Score	SV Score	Overall		
No	Name	Club	Age	SV	Score	SV	Score	SV	Score	SV	Score	SV	Score	SV	Score	Total	Pos
74	Kaycee Child	Colchester	1993	4.2	12.400	4.2	12.200	12.300	3.5	9.900	3.6	10.900	4.0	12.050	45.150	1	
79	Megan Payne	West Lothian	1996	3.2	11.600	2.4	11.600	11.600	3.0	10.300	2.9	10.800	3.3	10.750	43.450	2	
78	Shannon McKenzie	West Lothian	1998	2.4	10.900	2.4	11.050	10.975	2.4	8.800	2.8	10.600	3.7	10.600	40.975	3	
80	Lucy Fitzsimons	Pegasus	1999	2.4	11.550	2.4	11.300	11.425	2.4	7.800	3.3	11.050	2.5	10.100	40.375	4	
76	Amy Orr	West Lothian	1993	2.4	10.500	2.4	10.600	10.550	1.7	8.750	2.8	10.250	2.5	10.500	40.050	5	

Apparatus Ranking after count back		Vt	Ba	Be	Fi
1	2	2	1	1	1
2	1	3	2	2	2
4	3	4	4	3	3
3	5	1	5	5	4
5	4	5	4	4	4